

ACCESS STATEMENT 2024

This access statement does not contain personal opinions as to our suitability for those with access needs, but aims to accurately describe the facilities and services that we offer all our guests/visitors

Access Statement for Leonardo Inn Aberdeen Airport Hotel

Introduction

Leonardo Inn Hotel Aberdeen Airport is perfectly situated on Argyll Road, AB21 0AF - 350 metres from Aberdeen airport and just a short distance from Dyce train station making it easily accessible whether you're travelling by car or using public transport. The hotel is also located 7 miles from the city centre which will take you approximately 15 minutes to reach by car. If you need help in planning any activities during your trip, our team can help you find something exciting to do from the city guide link on our website page.

Our Ground floor 9 partially accessible room.

We look forward to welcoming you. If you have any queries or require any assistance, please phone +44 (0) 1224 772883 or email las_operations@leonardohotels.com











ACCESS STATEMENT 2024


Pre-Arrival

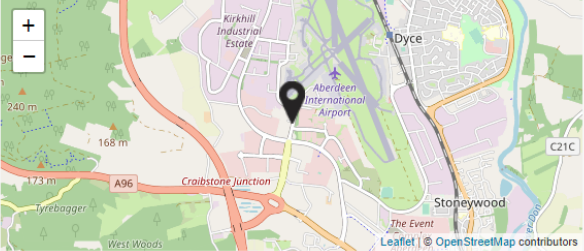
Dyce train station is just an 8-minute drive from Leonardo Inn Aberdeen Airport Hotel.

The 727 bus leaves from outside Aberdeen airport every few minutes and drives towards Aberdeen city centre. You will need to change bus at Manor Drive where the 17 & 18 bus will bring you the rest of the way to Dyce train station.

Leonardo Aberdeen Airport Hotel Highlights

 202 Spacious Bedrooms	 Stylish Bar
 Restaurant with Seasonal Menu	 Free WiFi Throughout the Hotel
 On-site Parking	 1 Meeting Room
 Airport Shuttle Service	 350 Metres from Airport Terminal

Check-in: 15:00  Check-out: 11:00



Car Parking and Arrival

We have a car park. There are accessible parking spaces. The parking is less than 10 meters from the main entrance. Parking is £4.00 per night.

There is a drop-off point at the main entrance. The drop-off point has a dropped kerb. From the car park to the entrance, there is level access. There is a permanent ramp.



Parking spaces are just at the front entrance

ACCESS STATEMENT 2024

At a Glance

Level Access

- The main entrance has level access with a ramp. The ramp is permanent.
- There is level access from the main entrance to:
 - Bedrooms
 - Reception
 - Lounge Area
 - Bar Area & Restaurant Area
 - Club Wing

Access with steps

- The only area of the hotel :
 - Is access to 1st floor levels

Bedrooms

- We have non-allergic bedding.

Level access bedrooms

- From the main entrance/reception to the bedroom, there is level access to all the ground floor
- The route to the bedroom is 1000mm wide, or more.
- The bedroom door is 900mm wide, or more.
- There is unobstructed floor space 29m², or more.
- The bathroom has low-level baths
- The (bedroom) TVs have subtitles.
- All staff have disability awareness
- Deaf guards for under pillows in case of an emergency

General

ACCESS STATEMENT 2024

The accommodation is suitable for:

- Older and less mobile guests
- Part-time wheelchair users
- Assisted wheelchair users
- Visually impaired guests
- Staff are available 24 hours a day.
- All staff have disability awareness training.
- We have emergency evacuation procedures for disabled visitors.

Main Entrance / Reception / Welcome Area

Arrival

Path to main entrance

- From the street to the main entrance, there is level access.
- The path is 1080mm wide, or more.
- The path is sloped.

Main entrance

- The main entrance has level access.
- There is a permanent ramp.
- The door is 1010mm wide.
- The main door is push or pull
- When you arrive, we can help carry your luggage and help with the door



Main entrance

Getting around inside

ACCESS STATEMENT 2024

Bedrooms & Bathrooms

- All bedrooms have windows.
- Bedrooms have ceiling lights, bedside lamps and natural daylight.
- TVs have subtitles.
- All bedrooms are non-smoking.
- We have non-allergic bedding.
- We can move the bedroom furniture, to improve accessibility if needed.
- From the main entrance to this area, there is level access.



Double bedroom



Twin Bedroom

ACCESS STATEMENT 2024

- The route to the bedroom is 860mm, or more. The bedroom door is 900mm wide. There is 450mm at the side of the bed. The bed is 600mm high. There is 200mm under the bed.
- There is a low clothes rail. You can use the rail sitting down.
- The bedroom is flexible (either double or twin). The bathroom is en-suite. The bathroom door is 800mm wide.
- The bathroom has a low-level bath with a shower, fitted with handrails.
- The toilets have handrails. The direction of transfer onto the toilet is to the right. There is 870mm at the side of the toilet.
- There is 1000mm in front of the toilet. The toilet seat is 470mm high.
- The taps are lever operated. There is space under the basin, the walls and the bathroom fittings have high colour contrast.
- The shower head can be lowered to 1300mm from the floor if required. The basin is height adjustable from 690mm - 930mm.

Reception/Restaurant/Dining Room, Bar & Bar area

Reception Area

- Wide open space
- There are sofa and chairs within the reception area
- The reception desk has lowered desk area for wheel check-in area

ACCESS STATEMENT 2024



Reception Area


From the main reception area, there is sloped access.

ACCESS STATEMENT 2024



Bar / Restaurant Access

Restaurant Area



The bar and restaurant are located on the ground floor and are accessible down the ramp from reception.

There is space for wheelchairs and pushchairs and furniture can be moved if necessary.

The lights in the bar and restaurant are dimmed in the evenings but remain on during the day, and the flooring is wooden and carpeted area in the bar and restaurant.

ACCESS STATEMENT 2024

We try to accommodate any dietary requests and ask that we be informed in advance. Our menu's contain calorific information and indicate if Gluten Free. Non-dairy milk is available as standard.

We will happily provide room service where necessary.

Both bar and restaurant food will be brought to you when ready, breakfast is a self-service buffet. Assistance is available if necessary.

Staff can read out the menu if required.

The nearest WC's and accessible WC are located on the same level just past the bar on the right on the main entrance to the bar and restaurant.

Bar Area



Public Toilets

There is clear space for a wheelchair (when facing the WC) to the left hand side and this is 28" (71cm).

ACCESS STATEMENT 2024

The height of the WC from floor to seat is 19" (48cm).

There is a grab rail (when facing the WC) to the left of the toilet.

If guests need assistance, there is a red emergency pull cord in the toilet which is linked to our reception desk.

Our taps in our accessible public toilets are marked with tactile mark to distinguish hot and cold.



Assistance Dogs

We welcome trained assistance dogs at all of our Leonardo Hotels across the UK and Ireland, in line with the Equality Act 2010 (UK) and the Disability Act 2005 (Ireland). Guests with assistance dogs are welcome to stay in all of our hotels and visit all public areas, including meeting and events, restaurants, and bars. Our team is trained to support guests with assistance dogs, ensuring a comfortable and accessible stay. If you have specific needs or require any adjustments during your stay, please contact the hotel in advance so we can make the necessary arrangements.

Additional Information

ACCESS STATEMENT 2024

Accessibility equipment

- We have one Wheelchair on site if needed
- The accessible toilet area with panic alarm if needed

Emergency evacuation procedures

We may not be aware of your requirements so please request that a Personal Emergency Evacuation Plan (PEEP's) is carried out by the Duty Manager on arrival. If you have specific requirements with regards to evacuating during an emergency evacuation, please make this known to reception when we complete the PEEPs form on arrival. Should the fire alarm sound during your stay you will need to evacuate the building by using the nearest emergency exit stairwell nearest to your bedroom. The meeting point is directly across from the main entrance, marked assembly point.

Customer care support

- All staff have disability awareness training.
- We have information in large print.
- Staff are available 24 hours a day.

Our partially accessible room is fitted with panic alarms if assistance is needed

The local hospital is

Aberdeen Royal Infirmary

Forester hill Health Campus

Forester hill Road, AB25 2ZN Telephone 0345 456 6000

There is complimentary WIFI throughout the hotel.

Address: **Leonardo Inn Aberdeen Airport Hotel**
Argyll Road
Aberdeen
AB21 0AF

Telephone: +44 (0) 1224 772884

Email: las_operations@leonardohotels.com

ACCESS STATEMENT 2024

Website: <https://www.leonardohotels.co.uk>